

MASTERFUL ENGINEERING.

LA400PKGUL

24VDC RESIDENTIAL
LINEAR ACTUATOR

MECHANICS



- 24VDC Continuous-Duty Motor
- **Operator Duty Rating:** 100 Cycles per Day
- **Wormgear Reduction:** Precision-Machined All-Metal Gear Drive

POWER



- 115 Single-Phase (Standard Control Box)
- **Solar-Ready, Ultra-Reliable System** Delivers Power When and Where You Need It (LMRRUL/LMTBUL Heater Option Not Recommended for Solar Applications)
- **Accessory Power:** 24VDC 500mA Output

COMMERCIAL-GRADE DESIGN




- **Housing:** Commercial-Duty Cast Aluminum
- **UL® Usage Classification:** I, II, III and IV
- **Weights:**
Actuator Arm: 19 lbs.
Standard Control Box: 13 lbs.
(Includes [2] 7Ah Batteries)

BATTERY BACKUP OPERATION

Battery	Cycles	Standby Time
(2) 7Ah	400	97 Days
(2) 33Ah	3,622	180 Days

(Cycles and Standby Time Based on Stand-Alone System)

RECOMMENDED CAPACITIES



XLSOLARCONTUL [NOT INCLUDED]

21.00" x 17.22" x 6.19"

TEMPERATURE SPECIFICATIONS

-4°F (-20°C) to 140°F (60°C)



GATE TRAVEL SPEED
Opens 90° in 15-17 Seconds

6.06"

LA400DC

16.41"

6.65"

14.44"

3.93"

37.96"

STANDARD FEATURES.

SYNCHRONIZED CLOSE

- Simultaneously Closes Gates

MONITORED SAFETY INPUTS

- 3 Main Board, 3 Optional Expansion Board

SECURITY+ 2.0® ON-BOARD RADIO RECEIVER

- Tri-Band 310/315/390 MHz Frequency
- Up to 50 Remote Controls
(Unlimited with 811LM/813LM)

LED DIAGNOSTIC DISPLAY

- Simplifies Installation and Troubleshooting

HOMELINK® COMPATIBLE

- Version 4.0 or Higher*



*May require an external adapter depending on the model and year of your vehicle. Visit HomeLink.com for additional information.

WITH OPTIONAL EXPANSION BOARD ONLY

QUICK CLOSE

- Closes the Gate Immediately After a Vehicle Pulls Off the Interrupt Loop

ANTI-TAILGATE

- Prevents Unauthorized Access

SUPPORT.



For Support Tools and Training Videos, Visit
LiftMasterTraining.com

For More Information on Gate Operators, Visit
LiftMaster.com/UL325Gates

To Find the Right Perimeter Access Solution
for You, Visit
LiftMaster.com/Solution-Generator



Sales Support: 800.282.6225
Technical Support Center: 800.528.2806
To Order: 800.323.2276

LiftMaster

LA400PKGUL 24VDC RESIDENTIAL LINEAR ACTUATOR

Our most popular swing gate operator for residential applications.



PRODUCT HIGHLIGHTS

BATTERY BACKUP
Provides up to 400 Cycles or 97 Days of Standby Power

myQ® TECHNOLOGY
Allows You to Securely Monitor and Control Your Gate Operator from Anywhere with the myQ App

RELIABLE

COMMERCIAL-DUTY CAST-ALUMINUM HOUSING WITH HEAVY-DUTY DC MOTOR PERFORMS IN THE MOST DEMANDING APPLICATIONS.

SMOOTH START/STOP OPERATION AND MID-TRAVEL REVERSAL EXTEND HARDWARE LIFE OF THE GATE AND OPERATOR.

BATTERY BACKUP PROVIDES SEAMLESS ACCESS BY PROVIDING STANDBY POWER WHEN THE POWER IS DOWN.

SURGE SUPPRESSION PROVIDES INDUSTRIAL SURGE AND LIGHTNING PROTECTION AGAINST STRIKES UP TO 50 FEET AWAY.

WARRANTY 2 YEARS.

SMART

myQ TECHNOLOGY ENABLES YOU TO SECURELY CONTROL AND MONITOR YOUR GATE OPERATOR FROM ANYWHERE.*

WIRELESS DUAL-GATE COMMUNICATION SYNCHRONIZES GATE OPENING/CLOSING AND ELIMINATES EXPENSIVE DRIVEWAY TRENCHING COSTS (REQUIRES SECOND CONTROL BOX).

BI-PART DELAY MONITORS AND ADJUSTS SPEED AND POSITION OF EACH WING TO ENSURE PRIMARY GATE CLOSES LAST.

PARTY PASS ALLOWS FOR THE GATES TO BE HELD OPEN FOR AN EXTENDED PERIOD OF TIME.

SOLAR-READY, ULTRA-RELIABLE SYSTEM DELIVERS POWER WHEN AND WHERE YOU NEED IT MOST.

SAFE AND SECURE

SECURITY+ 2.0® SAFEGUARDS ACCESS WITH AN ENCRYPTED TRI-BAND SIGNAL TO VIRTUALLY ELIMINATE INTERFERENCE AND OFFER EXTENDED RANGE.

INHERENT REVERSING SENSOR DETECTS OBSTRUCTIONS AND REVERSES GATE WHEN CLOSING OR STOPS/REVERSES THE GATE WHEN OPENING.

FIRE DEPARTMENT COMPLIANCE ALLOWS GATE TO AUTO-OPEN UPON LOSS OF AC POWER OR BATTERY DEPLETION.

MANUAL DISCONNECT WHEN UNLOCKED ALLOWS GATE TO BE OPENED MANUALLY.

UL® LISTED GATE OPERATORS WITH MONITORED SAFETY ENTRAPMENT PROTECTION DEVICES.

*Cellular data or Wi-Fi® connection required. Test equipment regularly and follow safety instructions.

INCLUDED ACCESSORIES:

MONITORED RETRO-REFLECTIVE PHOTO EYE

Enhanced retro-reflective photo eye now with heater and wider beam, engineered to stay aligned; max. range: 50 ft.



LMBRUL

SAFETY ADD-ONS:

MONITORED THROUGH-BEAM PHOTO EYES

Enhanced through-beam now with wider beam and heater for high performance in most environments; max. range: 90 ft.



LMTBUL

MONITORED WIRELESS EDGE KIT

Low-energy Bluetooth® connection between a LiftMaster Monitored Resistive Edge and the gate operator; max. range: 130 ft.**



LMWEKITU

MONITORED SAFETY ENTRAPMENT EDGES

Full line of Small, Large and Wraparound Profile Edges that sense obstructions.



EDGES

TOTAL SOLUTION ACCESSORIES:

WIRELESS COMMERCIAL KEYPAD

Provides constant pressure override to control gate operator if safety devices fault yet are free of obstructions. Hold Open/Party Pass enabled with gate operator firmware 4.2 or higher.



KPM5

INTERNET GATEWAY

Connects myQ-enabled gate operators to the Internet and enables control through the myQ App.



828LM

SOLAR PANEL KIT

Uses the sun to power the operator with (2) 10W or (2) 20W solar panels.




210W/220W

**Wireless kit for up to 4 transmitters and 2 resistive edges per transmitter.

12VDC SOLAR RESIDENTIAL LINEAR ACTUATOR

The most solar-optimized swing gate operator on the market.



PRODUCT HIGHLIGHTS

SOLAR CHARGE

Provides up to 126 Days of Standby Power

myQ® TECHNOLOGY

Allows You to Securely Monitor and Control Your Gate Operator from Anywhere with the myQ App

RELIABLE

HEAVY-DUTY DC MOTOR PERFORMS IN THE MOST DEMANDING APPLICATIONS.

SMOOTH START/STOP OPERATION AND MID-TRAVEL REVERSAL EXTEND HARDWARE LIFE OF THE GATE AND OPERATOR.

SURGE SUPPRESSION PROVIDES INDUSTRIAL SURGE AND LIGHTNING PROTECTION AGAINST STRIKES UP TO 50 FEET AWAY.

WARRANTY 2 YEARS.

SMART

SOLAR-POWERED, ENERGY-EFFICIENT SYSTEM ELIMINATES EXPENSIVE TRENCHING COSTS TO PULL POWER TO THE GATE.

myQ TECHNOLOGY ENABLES YOU TO SECURELY CONTROL AND MONITOR YOUR GATE OPERATOR FROM ANYWHERE.*

WIRELESS DUAL-GATE COMMUNICATION SYNCHRONIZES GATE OPENING/CLOSING AND ELIMINATES EXPENSIVE DRIVEWAY TRENCHING COSTS.

BI-PART DELAY MONITORS AND ADJUSTS SPEED AND POSITION OF EACH WING TO ENSURE PRIMARY GATE CLOSES LAST.

RESIDENTIAL FEDERAL TAX CREDIT: QUALIFIES FOR A 30% TAX CREDIT ON SOLAR GATE OPERATORS AND INSTALLATION THROUGH 2021.

SAFE AND SECURE

SECURITY+ 2.0® SAFEGUARDS ACCESS WITH AN ENCRYPTED TRI-BAND SIGNAL TO VIRTUALLY ELIMINATE INTERFERENCE AND OFFER EXTENDED RANGE.

INHERENT REVERSING SENSOR DETECTS OBSTRUCTIONS AND REVERSES GATE WHEN CLOSING OR STOPS/REVERSES THE GATE WHEN OPENING.

FIRE DEPARTMENT COMPLIANCE ALLOWS GATE TO AUTO-OPEN UPON LOSS OF AC POWER OR BATTERY DEPLETION.

MANUAL DISCONNECT WHEN UNLOCKED ALLOWS GATE TO BE OPENED MANUALLY.

UL® LISTED GATE OPERATORS WITH MONITORED SAFETY ENTRAPMENT PROTECTION DEVICES.

*Cellular data or Wi-Fi® connection required. Test equipment regularly and follow safety instructions.

INCLUDED ACCESSORIES:

MONITORED RETRO-REFLECTIVE PHOTO EYE

Enhanced retro-reflective photo eye now with wider beam, engineered to stay aligned; max. range: 50 ft.



LMBRUL

SAFETY ADD-ONS:

MONITORED THROUGH-BEAM PHOTO EYES

Enhanced through-beam now with wider beam for high performance in most environments; max. range: 90 ft.



LMTBUL

MONITORED WIRELESS EDGE KIT

Low-energy Bluetooth® connection between a LiftMaster Monitored Resistive Edge and the gate operator; max. range: 130 ft.**



LMWEKITU

MONITORED SAFETY ENTRAPMENT EDGES

Full line of Small, Large and Wraparound Profile Edges that sense obstructions.



EDGES

TOTAL SOLUTION ACCESSORIES:

WIRELESS COMMERCIAL KEYPAD

Provides constant pressure override to control gate operator if safety devices fault yet are free of obstructions. Hold Open/Party Pass enabled with gate operator firmware 4.2 or higher.



KPW5

PLUG-IN LOOP DETECTOR

Prevents the gate from closing on a vehicle in the path; power efficient for maximum cycles on Battery Backup.



LOOPDEILM

INTERNET GATEWAY

Connects myQ-enabled gate operators to the Internet and enables control through the myQ App.



828LM

**Wireless kit for up to 4 transmitters and 2 resistive edges per transmitter.

MASTERFUL ENGINEERING.

LA412PKG01
12VDC SOLAR RESIDENTIAL LINEAR
ACTUATOR

MECHANICS



- **12VDC** Continuous-Duty Motor
- **Wormgear Reduction:** Precision-Machined All-Metal Gear Drive

POWER



- **Solar-Powered, Ultra-Reliable System** Delivers Power When and Where You Need It (LMRRUL/LMTBUL Heater Option Not Recommended for Solar Applications)
- **Accessory Power:** 24VDC 500mA Output

COMMERCIAL-GRADE DESIGN



- **Housing:** Commercial-Duty Cast Aluminum
- **UL® Usage Classification:** I, II, III and IV
- **Weights:**
 - Actuator Arm: 19 lbs.
 - Standard Control Box: 13 lbs.
 - (Includes [2] 7Ah Batteries)

16.41"

6.63"

14.44"

3.93"

6.06"

37.96"




LA412CONTUL



LA412DC

RECOMMENDED CAPACITIES



XLSOLARCONTUL [NOT INCLUDED]

21.00" x 17.22" x 6.19"

TEMPERATURE SPECIFICATIONS

-4°F (-20°C) to 140°F (60°C)



GATE TRAVEL SPEED
Opens 90° in 23-24 Seconds

STANDARD FEATURES.

SYNCHRONIZED CLOSE

- Simultaneously Closes Gates

MONITORED SAFETY INPUTS

- 3 Main Board, 3 Optional Expansion Board

SECURITY+ 2.0® ON-BOARD RADIO RECEIVER

- Tri-Band 310/315/390 MHz Frequency
- Up to 50 Remote Controls
(Unlimited with 811LM/813LM)

LED DIAGNOSTIC DISPLAY

- Simplifies Installation and Troubleshooting

HOMELINK® COMPATIBLE

- Version 4.0 or Higher*



*May require an external adapter depending on the model and year of your vehicle. Visit HomeLink.com for additional information.

WITH OPTIONAL EXPANSION BOARD ONLY

QUICK CLOSE

- Closes the Gate Immediately After a Vehicle Pulls Off the Interrupt Loop

ANTI-TAILGATE

- Prevents Unauthorized Access

SUPPORT.



For Support Tools and Training Videos, Visit
LiftMasterTraining.com

For More Information on Gate Operators, Visit
LiftMaster.com/UL325Gates

To Find the Right Perimeter Access Solution for You, Visit
LiftMaster.com/Solution-Generator



Sales Support: 800.282.6225
Technical Support Center: 800.528.2806
To Order: 800.323.2276

LA500PKGUL

24VDC RESIDENTIAL/LIGHT COMMERCIAL LINEAR ACTUATOR

Our most powerful swing gate operator.

PRODUCT HIGHLIGHTS

BATTERY BACKUP

Provides up to 500 Cycles or 24 Days of Standby Power

myQ® TECHNOLOGY

Allows You to Securely Monitor and Control Your Gate Operator from Anywhere with the myQ App



RELIABLE

COMMERCIAL-DUTY CAST-ALUMINUM HOUSING WITH HEAVY-DUTY DC MOTOR PERFORMS IN THE MOST DEMANDING APPLICATIONS.

SMOOTH START/STOP OPERATION AND MID-TRAVEL REVERSAL EXTEND HARDWARE LIFE OF THE GATE AND OPERATOR.

BATTERY BACKUP PROVIDES SEAMLESS ACCESS BY PROVIDING STANDBY POWER WHEN THE POWER IS DOWN.

SURGE SUPPRESSION PROVIDES INDUSTRIAL SURGE AND LIGHTNING PROTECTION AGAINST STRIKES UP TO 50 FEET AWAY.

WARRANTY 2 YEARS.

SMART

myQ TECHNOLOGY ENABLES YOU TO SECURELY CONTROL AND MONITOR YOUR GATE OPERATOR FROM ANYWHERE.*

WIRELESS DUAL-GATE COMMUNICATION SYNCHRONIZES GATE OPENING/CLOSING AND ELIMINATES EXPENSIVE DRIVEWAY TRENCHING COSTS (REQUIRES SECOND CONTROL BOX).

BI-PART DELAY MONITORS AND ADJUSTS SPEED AND POSITION OF EACH WING TO ENSURE PRIMARY GATE CLOSES LAST.

SOLAR-READY, ULTRA-RELIABLE SYSTEM DELIVERS POWER WHEN AND WHERE YOU NEED IT MOST.

SAFE AND SECURE

QUICK CLOSE/ANTI-TAILGATE QUICKLY SECURES PROPERTY, PREVENTING UNAUTHORIZED ACCESS.

SECURITY+ 2.0® SAFEGUARDS ACCESS WITH AN ENCRYPTED TRI-BAND SIGNAL TO VIRTUALLY ELIMINATE INTERFERENCE AND OFFER EXTENDED RANGE.

INHERENT REVERSING SENSOR DETECTS OBSTRUCTIONS AND REVERSES GATE WHEN CLOSING OR STOPS/REVERSES THE GATE WHEN OPENING.

FIRE DEPARTMENT COMPLIANCE ALLOWS GATE TO AUTO-OPEN UPON LOSS OF AC POWER OR BATTERY DEPLETION.

MANUAL DISCONNECT WHEN UNLOCKED ALLOWS GATE TO BE OPENED MANUALLY.

UL® LISTED GATE OPERATORS WITH MONITORED SAFETY ENTRAPMENT PROTECTION DEVICES.

*Cellular data or Wi-Fi® connection required. Test equipment regularly and follow safety instructions.

INCLUDED ACCESSORIES:

MONITORED RETRO-REFLECTIVE PHOTO EYE

Enhanced retro-reflective photo eye now with heater and wider beam, engineered to stay aligned; max. range: 50 ft.



LMRROL

SAFETY ADD-ONS:

MONITORED THROUGH-BEAM PHOTO EYES

Enhanced through-beam now with wider beam and heater for high performance in most environments; max. range: 90 ft.



LMTBOL

MONITORED WIRELESS EDGE KIT

Low-energy Bluetooth® connection between a LiftMaster Monitored Resistive Edge and the gate operator; max. range: 130 ft.**



LMWEKITU

MONITORED SAFETY ENTRAPMENT EDGES

Full line of Small, Large and Wraparound Profile Edges that sense obstructions.



EDGES

TOTAL SOLUTION ACCESSORIES:

TELEPHONE INTERCOM AND ACCESS CONTROL SYSTEM

Durable construction and secure access.



EL1SS

INTERNET GATEWAY

Connects myQ-enabled gate operators to the Internet and enables control through the myQ App.



828LM

SOLAR PANEL KIT

Uses the sun to power the operator with (2) 10W or (2) 20W solar panels.



210W/220W

**Wireless kit for up to 4 transmitters and 2 resistive edges per transmitter.

PRODUCT GUIDE LA500PKGUL
24VDC RESIDENTIAL/LIGHT COMMERCIAL
LINEAR ACTUATOR

LiftMaster

MASTERFUL ENGINEERING.

24VDC RESIDENTIAL/LIGHT
COMMERCIAL LINEAR ACTUATOR

MECHANICS



- **24VDC** Continuous-Duty Motor
- **Operator Duty Rating:** 300 Cycles per Day
- **Wormgear Reduction:** Precision-Machined All-Metal Gear Drive

POWER



- **Full-Time AC-Run Operation** 115V/230V Single-Phase
- **Solar-Ready, Ultra-Reliable System** Delivers Power When and Where You Need It (LMRRUL/LMTBUL Heater Option Not Recommended for Solar Applications)
- **Accessory Power:** 24VDC 500mA Output

COMMERCIAL-GRADE DESIGN



- **Housing:** Commercial-Duty Cast Aluminum
- **UL® Usage Classification:** I, II, III and IV
- **Weights:**
 - Actuator Arm: 35 lbs.
 - Standard Control Box: 13 lbs.
 - (Includes [2] 7Ah Batteries)

BATTERY BACKUP OPERATION

Battery	Cycles	Standby Time
(2) 7Ah	500	24 Days
(2) 33Ah	2,781	180 Days

(Cycles and Standby Time Based on Stand-Alone System)

STANDARD FEATURES.

PRE-MOTION WARNING ALARM

- Activates On-Board Alarm 3 Seconds Prior to Gate Motion

SYNCHRONIZED CLOSE

- Simultaneously Closes Gates

MONITORED SAFETY INPUTS

- 3 Main Board, 3 Optional Expansion Board

SECURITY+ 2.0® ON-BOARD RADIO RECEIVER

- Tri-Band 310/315/390 MHz Frequency
- Up to 50 Remote Controls (Unlimited with 811LM/813LM)

LED DIAGNOSTIC DISPLAY

- Simplifies Installation and Troubleshooting



*May require an external adapter depending on the model and year of your vehicle. Visit HomeLink.com for additional information.


PROGRAMMABLE AUXILIARY RELAYS

- Make Adding Additional Features Easy

HOMELINK® COMPATIBLE

- Version 4.0 or Higher*

RECOMMENDED CAPACITIES



LA500CONTUL



LA500DC

XLSOLARCONTUL [NOT INCLUDED]

21.00" x 17.22" x 6.19"

TEMPERATURE SPECIFICATIONS

-4°F (-20°C) to 140°F (60°C)



GATE TRAVEL SPEED
Opens 90° in 15-17 Seconds

SUPPORT.



For Support Tools and Training Videos, Visit LiftMasterTraining.com

For More Information on Gate Operators, Visit LiftMaster.com/UL325Gates

To Find the Right Perimeter Access Solution for You, Visit LiftMaster.com/Solution-Generator



Sales Support: 800.282.6225
Technical Support Center: 800.528.2806
To Order: 800.323.2276

12VDC RESIDENTIAL/LIGHT COMMERCIAL SWING GATE OPERATOR

Ideal for residential and light commercial gate applications.



PRODUCT HIGHLIGHT

BATTERY BACKUP

Provides up to 147 Cycles or 63 Days of Standby Power

RELIABLE

BATTERY BACKUP PROVIDES SEAMLESS ACCESS BY PROVIDING STANDBY POWER WHEN THE POWER IS DOWN.

SMOOTH START/STOP OPERATION AND MID-TRAVEL REVERSAL EXTEND OPERATOR AND HARDWARE LIFE.

HEAVY-DUTY COMMERCIAL GEAR-DRIVEN TRANSMISSION PROVIDES UNSURPASSED RELIABILITY.

WARRANTY 3 YEARS.

SMART

myQ® TECHNOLOGY ENABLES YOU TO SECURELY CONTROL AND MONITOR YOUR GATE OPERATOR FROM ANYWHERE.*

WIRELESS DUAL-GATE COMMUNICATION SYNCHRONIZES GATE OPENING/CLOSING AND ELIMINATES EXPENSIVE DRIVEWAY TRENCHING COSTS.

SOLAR-READY, ULTRA-RELIABLE SYSTEM DELIVERS POWER WHEN AND WHERE YOU NEED IT MOST.

SAFE AND SECURE

SECURITY+ 2.0® SAFEGUARDS ACCESS WITH AN ENCRYPTED TRI-BAND SIGNAL TO VIRTUALLY ELIMINATE INTERFERENCE AND OFFER EXTENDED RANGE.

EMERGENCY DISCONNECT: SIMPLE-TO-USE RELEASE HANDLE ALLOWS GATE TO BE OPERATED MANUALLY AND MAINTAIN LIMIT POSITION ONCE REENGAGED.

FIRE DEPARTMENT COMPLIANCE ALLOWS GATE TO AUTO-OPEN UPON LOSS OF AC POWER OR BATTERY DEPLETION.

QUICK CLOSE AND ANTI-TAILGATE QUICKLY SECURE PROPERTY, PREVENTING UNAUTHORIZED ACCESS (REQUIRES OPTIONAL EXPANSION BOARD).

UL® LISTED GATE OPERATORS WITH MONITORED SAFETY ENTRAPMENT PROTECTION DEVICES.

*Cellular data or Wi-Fi® connection required. Test equipment regularly and follow safety instructions.

INCLUDED ACCESSORIES:

MONITORED RETRO-REFLECTIVE PHOTO EYE

Enhanced retro-reflective photo eye now with heater and wider beam, engineered to stay aligned; max. range: 50 ft.



LMRRUL

SAFETY ADD-ONS:

MONITORED THROUGH-BEAM PHOTO EYES

Enhanced through-beam now with wider beam and heater for high performance in most environments; max. range: 90 ft.



LMTBUL

MONITORED WIRELESS EDGE KIT

Low-energy Bluetooth® connection between a LiftMaster Monitored Resistive Edge and the gate operator; max. range: 130 ft.**



LMWEKITU

MONITORED SAFETY ENTRAPMENT EDGES

Full line of Small, Large and Wraparound Profile Edges that sense obstructions.



EDGES

TOTAL SOLUTION ACCESSORIES:

RESIDENTIAL TELEPHONE ENTRY SYSTEM

Controls access at gated entrances with 2,000 unique codes and Versa XS 4.0 software.



EL25

INTERNET GATEWAY

Connects myQ-enabled gate operators to the Internet and enables control through the myQ App.



828LM

SOLAR KIT

20W 12V solar panel kit (includes panel, batteries and harness).



20W7A/20W33A

IN-GROUND TRAFFIC SPIKE SECTION (6 FT.)

Standard-duty, in-ground manual traffic spikes. 6 ft. sections come in different finishes.



11600

**Wireless kit for up to 4 transmitters and 2 resistive edges per transmitter.

PRODUCT GUIDE RSW12UL
12VDC RESIDENTIAL/LIGHT
COMMERCIAL SWING GATE OPERATOR

LiftMaster

MASTERFUL ENGINEERING.

MECHANICS



- **12VDC** Continuous-Duty Motor
- **Operator Duty Rating:** 250 Cycles per Day
- **Wormgear Reduction:** 2 Commercial Oil-Bath Gearboxes
Providing 900:1 Wormgear Reduction

POWER



- **115VAC**
- **Solar-Ready, Ultra-Reliable System** Delivers Power When and Where You Need It (LMRRUL/LMTBUL Heater Option Not Recommended for Solar Applications)
- **Accessory Power:** 12VDC 500mA Output

COMMERCIAL-GRADE DESIGN



- **Chassis:** Constructed with 1/4 in. Gold Zinc-Plated Steel for Rust Prevention
- **Cover:** High-Density, UV-Resistant Polycarbonate 2-Piece for Excellent Heat and Corrosion Resistance
- **UL® Usage Classification:** I, II, III and IV
- **Operator Weight:** 180 lbs.

27.99"

19.63"

15.55"




BATTERY BACKUP OPERATION

Battery	Cycles	Standby Time
(1) 7Ah	147	63 Days
(2) 7Ah	354	126 Days
(2) 33Ah	877	180 Days

(Cycles and Standby Time Based on Stand-Alone System)

RECOMMENDED CAPACITIES



TEMPERATURE SPECIFICATIONS



- WITHOUT HEATER:**
-4°F (-20°C) to 140°F (60°C)
- WITH OPTIONAL HEATER (HTR)**
-40°F (-40°C) to 140°F (60°C)



GATE TRAVEL SPEED
Opens 90° in 12-15 Seconds

STANDARD FEATURES.

INHERENT REVERSING SENSOR

- Detects Obstructions and Reverses Gate When Closing or Stops/Reverses Gate When Opening

BI-PART DELAY

- Monitors and Adjusts Speed and Position of Each Wing to Ensure Primary Gate Closes Last

SYNCHRONIZED CLOSE

- Simultaneously Closes Gates

MONITORED SAFETY INPUTS

- 3 Main Board, 3 Optional Expansion Board



*May require an external adapter depending on the model and year of your vehicle. Visit HomeLink.com for additional information.

SECURITY+ 2.0® ON-BOARD RADIO RECEIVER

- Tri-Band 310/315/390 MHz Frequency
- Up to 50 Remote Controls (Unlimited with 811LM/813LM)

LED DIAGNOSTIC DISPLAY

- Simplifies Installation and Troubleshooting

PROGRAMMABLE AUXILIARY RELAYS

- Make Adding Additional Features Easy (Requires Expansion Board)

HOMELINK® COMPATIBLE

- Version 4.0 or Higher*

SUPPORT.



For Support Tools and Training Videos, Visit LiftMasterTraining.com

For More Information on Gate Operators, Visit LiftMaster.com/UL325Gates

To Find the Right Perimeter Access Solution for You, Visit LiftMaster.com/Solution-Generator




Sales Support: 800.282.6225
Technical Support Center: 800.528.2806
To Order: 800.323.2276

RSL12UL

12VDC RESIDENTIAL/LIGHT COMMERCIAL SLIDE GATE OPERATOR

Ideal for residential and light commercial gate applications.



PRODUCT HIGHLIGHT

BATTERY BACKUP

Provides up to 114 Cycles or 63 Days of Standby Power

RELIABLE

BATTERY BACKUP PROVIDES SEAMLESS ACCESS BY PROVIDING STANDBY POWER WHEN THE POWER IS DOWN.

SMOOTH START/STOP OPERATION AND MID-TRAVEL REVERSAL EXTEND OPERATOR HARDWARE LIFE.

COMMERCIAL GEAR-DRIVEN TRANSMISSION PROVIDES UNSURPASSED RELIABILITY.

WARRANTY 3 YEARS.

SMART

myQ® TECHNOLOGY ENABLES YOU TO SECURELY CONTROL AND MONITOR YOUR GATE OPERATOR FROM ANYWHERE.*

WIRELESS DUAL-GATE COMMUNICATION SYNCHRONIZES GATE OPENING/CLOSING AND ELIMINATES EXPENSIVE DRIVEWAY TRENCHING COSTS.

SOLAR-READY, ULTRA-RELIABLE SYSTEM DELIVERS POWER WHEN AND WHERE YOU NEED IT MOST.

SAFE AND SECURE

SECURITY+ 2.0® SAFEGUARDS ACCESS WITH AN ENCRYPTED TRI-BAND SIGNAL TO VIRTUALLY ELIMINATE INTERFERENCE AND OFFER EXTENDED RANGE.

POSILOCK® PREVENTS GATE FROM AN UNAUTHORIZED MANUAL OPEN.

FIRE DEPARTMENT COMPLIANCE ALLOWS GATE TO AUTO-OPEN UPON LOSS OF AC POWER OR BATTERY DEPLETION.

MANUAL DISCONNECT WHEN UNLOCKED ALLOWS GATE TO BE OPENED MANUALLY.

UL® LISTED GATE OPERATORS WITH MONITORED SAFETY ENTRAPMENT PROTECTION DEVICES.

*Cellular data or Wi-Fi® connection required. Test equipment regularly and follow safety instructions.

INCLUDED ACCESSORIES:

MONITORED RETRO-REFLECTIVE PHOTO EYE

Enhanced retro-reflective photo eye now with heater and wider beam, engineered to stay aligned; max. range: 50 ft.



MONITORED SMALL PROFILE RESISTIVE EDGE

Pressure-sensitive edge stops and/or reverses gate when obstructed.



SAFETY ADD-ONS:

MONITORED THROUGH-BEAM PHOTO EYES

Enhanced through-beam now with wider beam and heater for high performance in most environments; max. range: 90 ft.



MONITORED WIRELESS EDGE KIT

Low-energy Bluetooth® connection between a LiftMaster Monitored Resistive Edge and the gate operator; max. range: 130 ft.**



MONITORED SAFETY ENTRAPMENT EDGES

Full line of Small, Large and Wraparound Profile Edges that sense obstructions.



TOTAL SOLUTION ACCESSORIES:

RESIDENTIAL TELEPHONE ENTRY SYSTEM

Controls access at gated entrances with 2,000 unique codes and Versa XS 4.0 software.




INTERNET GATEWAY

Connects myQ-enabled gate operators to the Internet and enables control through the myQ App.



SOLAR PANEL

20W 12V solar panel kits (panel, batteries, harness).



**Wireless kit for up to 4 transmitters and 2 resistive edges per transmitter.

PRODUCT GUIDE RSL12UL
12VDC RESIDENTIAL/LIGHT
COMMERCIAL SLIDE GATE OPERATOR

LiftMaster

MASTERFUL ENGINEERING.

RSL12UL
12VDC RESIDENTIAL/LIGHT
COMMERCIAL SLIDE
GATE OPERATOR

MECHANICS



- 12VDC Continuous-Duty Motor
- **Operator Duty Rating:** 120 Cycles per Day
- **Wormgear Reduction:** Commercial Oil-Bath Gearbox Providing 15:1 Wormgear Reduction
- **Chain:** #41 Black Oxide (25 ft. Supplied)

POWER



- 115VAC
- **Solar-Ready, Ultra-Reliable System** Delivers Power When and Where You Need It (LMRRUL/LMTBUL Heater Option Not Recommended for Solar Applications)
- **Accessory Power:** 12VDC 500mA Output

COMMERCIAL-GRADE DESIGN



- **Chassis:** Constructed with 1/4 in. Gold Zinc-Plated Steel for Rust Prevention
- **Cover:** 1-Piece UV-Resistant Polyethylene Cover
- **UL® Usage Classification:** I, II, III and IV
- **Operator Weight:** 100 lbs.

23.30"

16.76"

16.64"



BATTERY BACKUP OPERATION

Battery	Cycles	Standby Time
(1) 7Ah	114	63 Days
(2) 7Ah	281	126 Days
(1) 33Ah	710	180 Days

(Cycles and Standby Time Based on Stand-Alone System)

CAPACITIES



TEMPERATURE SPECIFICATIONS



WITHOUT HEATER

-4°F (-20°C) to 140°F (60°C)

WITH OPTIONAL HEATER (HTR)

-40°F (-40°C) to 140°F (60°C)

GATE
TRAVEL
SPEED

10" per second

STANDARD FEATURES.

SYNCHRONIZED CLOSE

- Simultaneously Closes Gates

QUICK CLOSE AND ANTI-TAILGATE

- Quickly Secure Property, Preventing Unauthorized Access (Requires Expansion Board)

INHERENT REVERSING SENSOR

- Detects Obstructions and Reverses Gate When Closing or Stops/Reverses Gate When Opening

MONITORED SAFETY INPUTS

- 3 Main Board, 3 Optional Expansion Board



*May require an external adapter depending on the model and year of your vehicle. Visit HomeLink.com for additional information.

SECURITY+ 2.0® ON-BOARD RADIO RECEIVER

- Tri-Band 310/315/390 MHz Frequency
- Up to 50 Remote Controls (Unlimited with 811LM/813LM)

LED DIAGNOSTIC DISPLAY

- Simplifies Installation and Troubleshooting

PROGRAMMABLE AUXILIARY RELAYS

- Make Adding Additional Features Easy (Requires Expansion Board)

HOMELINK® COMPATIBLE

- Version 4.0 or Higher*

SUPPORT.



For Support Tools and Training Videos, Visit LiftMasterTraining.com

For More Information on Gate Operators, Visit LiftMaster.com/UL325Gates

To Find the Right Perimeter Access Solution for You, Visit LiftMaster.com/Solution-Generator



Sales Support: 800.282.6225

Technical Support Center: 800.528.2806

To Order: 800.323.2276

© 2018 The Chamberlain Group, Inc. All Rights Reserved. LiftMaster, the LiftMaster logo, myQ and the myQ logo are registered trademarks of The Chamberlain Group, Inc.

300 Windsor Drive, Oak Brook, IL 60523

LiftMaster.com

UL® and the UL logo are trademarks of UL LLC © 2018 All Rights Reserved.

Wi-Fi® is a registered trademark of Wi-Fi Alliance

© 2018 Bluetooth SIG, Inc. All rights reserved.


HomeLink® and the HomeLink House® logo are registered trademarks of Gentex Corporation

LMPAENPGRSL12 7/18

LiftMaster

24VDC HIGH-TRAFFIC COMMERCIAL SLIDE GATE OPERATOR

Ideal for the most demanding slide gate environments.



PRODUCT HIGHLIGHT

BATTERY BACKUP

Provides up to 208 Cycles or 24 Days of Standby Power

RELIABLE

BATTERY BACKUP PROVIDES SEAMLESS ACCESS BY PROVIDING STANDBY POWER WHEN THE POWER IS DOWN.

COMMERCIAL GEAR-DRIVEN TRANSMISSION PROVIDES UNSURPASSED RELIABILITY.

SMOOTH START/STOP OPERATION AND MID-TRAVEL REVERSAL EXTEND OPERATOR HARDWARE LIFE.

WARRANTY 5 YEARS COMMERCIAL, 7 YEARS RESIDENTIAL.

SMART

myQ® TECHNOLOGY ENABLES YOU TO SECURELY CONTROL AND MONITOR YOUR GATE OPERATOR FROM ANYWHERE.*

WIRELESS DUAL-GATE COMMUNICATION SYNCHRONIZES GATE OPENING/CLOSING AND ELIMINATES EXPENSIVE DRIVEWAY TRENCHING COSTS.

SAFE AND SECURE

SECURITY+ 2.0® SAFEGUARDS ACCESS WITH AN ENCRYPTED TRI-BAND SIGNAL TO VIRTUALLY ELIMINATE INTERFERENCE AND OFFER EXTENDED RANGE.

QUICK CLOSE AND ANTI-TAILGATE QUICKLY SECURES THE PROPERTY, PREVENTING UNAUTHORIZED ACCESS.

FIRE DEPARTMENT COMPLIANCE ALLOWS GATE TO AUTO-OPEN UPON LOSS OF AC POWER OR BATTERY DEPLETION.

MANUAL DISCONNECT WHEN UNLOCKED ALLOWS GATE TO BE OPENED MANUALLY.

UL® LISTED GATE OPERATORS WITH MONITORED SAFETY ENTRAPMENT PROTECTION DEVICES.

*Cellular data or Wi-Fi® connection required. Test equipment regularly and follow safety instructions.

INCLUDED ACCESSORIES:

MONITORED RETRO-REFLECTIVE PHOTO EYE

Enhanced retro-reflective photo eye now with heater and wider beam, engineered to stay aligned; max. range: 50 ft.



LMRRL

MONITORED SMALL PROFILE RESISTIVE EDGE

Pressure-sensitive edge stops and/or reverses gate when obstructed.



S505AL

SAFETY ADD-ONS:

MONITORED THROUGH-BEAM PHOTO EYES

Enhanced through-beam now with wider beam and heater for high performance in most environments; max. range: 90 ft.



LMTBUL

MONITORED WIRELESS EDGE KIT

Low-energy Bluetooth® connection between a LiftMaster Monitored Resistive Edge and the gate operator; max. range: 130 ft.**



LMWEKITU

MONITORED SAFETY ENTRAPMENT EDGES

Full line of Small, Large and Wraparound Profile Edges that sense obstructions.



EDGES

TOTAL SOLUTION ACCESSORIES:

CONNECTED ACCESS PORTAL, HIGH CAPACITY

Cloud-based access control for residential communities.



CAPXL

PLUG-IN LOOP DETECTOR

Prevents the gate from closing on a vehicle in the path; power efficient for maximum cycles on Battery Backup.



LOOPDETLM

INTERNET GATEWAY

Connects myQ-enabled gate operators to the Internet and enables control through the myQ App.



828LM

**Wireless kit for up to 4 transmitters and 2 resistive edges per transmitter.

PRODUCT GUIDE CSL24UL
24VDC HIGH-TRAFFIC COMMERCIAL
SLIDE GATE OPERATOR

LiftMaster
ELITE SERIES®

MASTERFUL ENGINEERING.

CSL24UL
24VDC HIGH-TRAFFIC
COMMERCIAL SLIDE
GATE OPERATOR

MECHANICS



- **24VDC** Continuous Duty
- **Operator Duty Rating:** High-Cycle, High-Temperature Continuous Duty
- **Wormgear Reduction:** Commercial Oil-Bath Gearbox Provides 10:1 Wormgear Reduction
- **Chain:** #41 Black Oxide (30 ft. Supplied)

POWER



- **120/230V** Single-Phase
- **Optional Kit (3PHCONV)** to Convert an Input Voltage of 208/230/460/575VAC to an Output Voltage of 120VAC
- **Solar-Ready Ultra-Reliable System** Delivers Power When and Where You Need It (LMRRUL/LMTBUL Heater Option Not Recommended for Solar Applications)
- **Accessory Power:** 24VDC 500mA Output; Switched and Unswitched Power

COMMERCIAL-GRADE DESIGN



- **Chassis** Constructed with 1/4 in. Gold Zinc-Plated Steel for Rust Prevention
- **Cover:** High-Density, UV-Resistant Polycarbonate 2-Piece Cover for Excellent Heat and Corrosion Resistance
- **UL® Usage Classification:** I, II, III and IV
- **Operator Weight:** 140 lbs.

TEMPERATURE SPECIFICATIONS

WITHOUT HEATER

-4°F (-20°C)

WITH HEATER (HTR)

-40°F (-40°C)




WITHOUT HEATER

140°F (60°C)

WITH HEATER (HTR)

140°F (60°C)

SLIDE RATING



BATTERY BACKUP OPERATION

Battery	Cycles	Standby Time
(2) 7Ah	208	24 Days
(2) 33Ah	1,179	105 Days

(Cycles and Standby Time Based on Stand-Alone System)

GATE SPEED

12" per second

STANDARD FEATURES.

INHERENT REVERSING SENSOR

- Detects Obstructions and Reverses Gate When Closing or Stops/Reverses Gate When Opening

POSILOCK®

- Automatically Closes the Gate When It Is Pushed from the Closed Limit

MONITORED SAFETY INPUTS

- 3 Main Board, 3 Expansion Board

SECURITY+ 2.0® ON-BOARD

RADIO RECEIVER

- Tri-Band 310/315/390 MHz Frequency
- Up to 50 Remote Controls (Unlimited with 811LM/813LM)

LED DIAGNOSTIC DISPLAY

- Simplifies Installation and Troubleshooting

PROGRAMMABLE AUXILIARY RELAYS

- Make Adding Additional Features Easy

HOMELINK® COMPATIBLE

- Version 4.0 or Higher*



*May require an external adapter depending on the model and year of your vehicle. Visit HomeLink.com for additional information.



SUPPORT.



For Support Tools and Training Videos, Visit LiftMasterTraining.com

For More Information on Gate Operators, Visit LiftMaster.com/UL325Gates

To Find the Right Perimeter Access Solution for You, Visit LiftMaster.com/Solution-Generator



Sales Support: 800.282.6225
Technical Support Center: 800.528.2806
To Order: 800.323.2276

© 2018 The Chamberlain Group, Inc. All Rights Reserved. LiftMaster, the LiftMaster logo, myQ and the myQ logo are registered trademarks of The Chamberlain Group, Inc. 300 Windsor Drive, Oak Brook, IL 60523

LiftMaster.com

UL® and the UL logo are trademarks of UL LLC © 2018 All Rights Reserved.

Wi-Fi® is a registered trademark of Wi-Fi Alliance

© 2018 Bluetooth SIG, Inc. All rights reserved.

HomeLink® and the HomeLink House® logo are registered trademarks of Gentex Corporation

LMPAENPGCSL24 7/18

LiftMaster
ELITE SERIES®

CSW24UL 24VDC HIGH-TRAFFIC COMMERCIAL SWING GATE OPERATOR



PRODUCT HIGHLIGHT

BATTERY BACKUP

Provides up to 146 Cycles or 24 Days of Standby Power

The first choice for heavy-traffic swing gate applications.

RELIABLE

BATTERY BACKUP PROVIDES SEAMLESS ACCESS BY PROVIDING STANDBY POWER WHEN THE POWER IS DOWN.

SMOOTH START/STOP OPERATION AND MID-TRAVEL REVERSAL EXTEND OPERATOR HARDWARE LIFE.

SURGE SUPPRESSION PROVIDES INDUSTRIAL SURGE AND LIGHTNING PROTECTION AGAINST STRIKES UP TO 50 FEET AWAY.

HEAVY-DUTY COMMERCIAL GEAR-DRIVEN TRANSMISSION PROVIDES UNSURPASSED RELIABILITY.

WARRANTY 5 YEARS COMMERCIAL, 7 YEARS RESIDENTIAL.

SMART

myQ® TECHNOLOGY ENABLES YOU TO SECURELY CONTROL AND MONITOR YOUR GATE OPERATOR FROM ANYWHERE.*

WIRELESS DUAL-GATE COMMUNICATION SYNCHRONIZES GATE OPENING/CLOSING AND ELIMINATES EXPENSIVE DRIVEWAY TRENCHING COSTS.

SYNCHRONIZED CLOSE SIMULTANEOUSLY CLOSES GATES.

SAFE AND SECURE

SECURITY+ 2.0® SAFEGUARDS ACCESS WITH AN ENCRYPTED TRI-BAND SIGNAL TO VIRTUALLY ELIMINATE INTERFERENCE AND OFFER EXTENDED RANGE.

EMERGENCY DISCONNECT: SIMPLE-TO-USE RELEASE HANDLE ALLOWS GATE TO BE OPERATED MANUALLY AND MAINTAIN LIMIT POSITION ONCE REENGAGED.

FIRE DEPARTMENT COMPLIANCE ALLOWS GATE TO AUTO-OPEN UPON LOSS OF AC POWER OR BATTERY DEPLETION.

QUICK CLOSE AND ANTI-TAILGATE QUICKLY SECURE PROPERTY, PREVENTING UNAUTHORIZED ACCESS.

UL® LISTED GATE OPERATORS WITH MONITORED SAFETY ENTRAPMENT PROTECTION DEVICES.

*Cellular data or Wi-Fi® connection required. Test equipment regularly and follow safety instructions.

INCLUDED ACCESSORIES:

MONITORED RETRO-REFLECTIVE PHOTO EYE

Enhanced retro-reflective photo eye now with heater and wider beam, engineered to stay aligned; max. range: 50 ft.



LIMRUL

SAFETY ADD-ONS:

MONITORED THROUGH-BEAM PHOTO EYES

Enhanced through-beam now with wider beam and heater for high performance in most environments; max. range: 90 ft.



LMTBUL

MONITORED WIRELESS EDGE KIT

Low-energy Bluetooth® connection between a LiftMaster Monitored Resistive Edge and the gate operator; max. range: 130 ft.**



LMWEKITU

MONITORED SAFETY ENTRAPMENT EDGES

Full line of Small, Large and Wraparound Profile Edges that sense obstructions.



EDGES

TOTAL SOLUTION ACCESSORIES:

CONNECTED ACCESS PORTAL, HIGH CAPACITY


Cloud-based access control for residential communities.



CAPXL

SOLAR KIT

210W: (2) 10W 12V solar panels; 40W33A: (2) 20W 12V panels, (2) 33Ah batteries and solar harness.



210W/40W33A

WIRELESS COMMERCIAL KEYPAD

Provides constant pressure override to control gate operator if safety devices fault yet are free of obstructions. Hold Open/Party Pass enabled with gate operator firmware 4.2 or higher.



KPW250

IN-GROUND TRAFFIC SPIKE SECTION (6 FT.)

Standard-duty, in-ground manual traffic spikes. 6 ft. sections come in different finishes.



11600

**Wireless kit for up to 4 transmitters and 2 resistive edges per transmitter.

PRODUCT GUIDE CSW24UL

24VDC HIGH-TRAFFIC COMMERCIAL
SWING GATE OPERATOR

LiftMaster
ELITE SERIES®

MASTERFUL ENGINEERING.

CSW240L
24VDC HIGH-TRAFFIC
COMMERCIAL SWING
GATE OPERATOR

MECHANICS



- **24VDC** Continuous-Duty Motor
- **Operator Duty Rating:** High-Cycle, High-Temperature Continuous Duty
- **Wormgear Reduction:** 2 Commercial Oil-Bath Gearboxes Providing 900:1 Wormgear Reduction

POWER



- **120/230VAC** Single-Phase
- **Optional Kit (3PHCONV)** to Convert an Input Voltage of 208/230/460/575VAC to an Output Voltage of 120VAC
- **Accessory Power:** 24VDC 500mA Max.
- **Solar-Ready, Ultra-Reliable System** Delivers Power When and Where You Need It (LMRRUL/LMTBUL Heater Option Not Recommended for Solar Applications)

COMMERCIAL-GRADE DESIGN



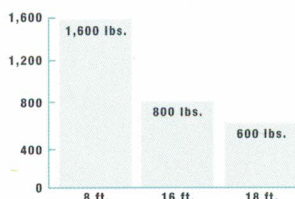
- **Chassis:** Constructed with 1/4 in. Gold Zinc-Plated Steel for Rust Prevention
- **Cover:** High-Density, UV-Resistant Polycarbonate 2-Piece for Heat and Corrosion Resistance
- **UL® Usage Classification:** I, II, III and IV
- **Operator Weight:** 206 lbs.



TEMPERATURE SPECIFICATIONS

- WITHOUT HEATER**
-4°F (-20°C) to 140°F (60°C)
- WITH OPTIONAL HEATER (HTR)**
-40°F (-40°C) to 140°F (60°C)

CAPACITIES



BATTERY BACKUP OPERATION

Battery	Cycles	Standby Time
(2) 7Ah	146	24 Days
(2) 33Ah	876	105 Days

(Cycles and Standby Time Based on Stand-Alone System)



GATE TRAVEL SPEED
Opens 90° in 13–15 Seconds

STANDARD FEATURES.

PRE-MOTION WARNING ALARM

- Activates On-Board Alarm 3 Seconds Prior to Gate Motion

INHERENT REVERSING SENSOR

- Detects Obstructions and Reverses Gate When Closing or Stops/Reverses Gate When Opening

BI-PART DELAY

- Monitors and Adjusts Speed and Position of Each Wing to Ensure Primary Gate Closes Last

MONITORED SAFETY INPUTS

- 3 Main Board, 3 Expansion Board

SECURITY+ 2.0® ON-BOARD RADIO RECEIVER

- Tri-Band 310/315/390 MHz Frequency
- Up to 50 Remote Controls (Unlimited with 811LM/813LM)

LED DIAGNOSTIC DISPLAY

- Simplifies Installation and Troubleshooting

PROGRAMMABLE AUXILIARY RELAYS

- Make Adding Additional Features Easy

HOMELINK® COMPATIBLE

- Version 4.0 or Higher*

SUPPORT.



For Support Tools and Training Videos, Visit LiftMasterTraining.com

For More Information on Gate Operators, Visit LiftMaster.com/UL325Gates

To Find the Right Perimeter Access Solution for You, Visit LiftMaster.com/Solution-Generator



Sales Support: 800.282.6225
Technical Support Center: 800.528.2806
To Order: 800.323.2276



*May require an external adapter depending on the model and year of your vehicle. Visit HomeLink.com for additional information.

© 2018 The Chamberlain Group, Inc. All Rights Reserved. LiftMaster, the LiftMaster logo, myQ and the myQ logo are registered trademarks of The Chamberlain Group, Inc.

300 Windsor Drive, Oak Brook, IL 600523

LiftMaster.com

UL® and the UL logo are trademarks of UL LLC © 2018 All Rights Reserved.

Wi-Fi® is a registered trademark of Wi-Fi Alliance

© 2018 Bluetooth SIG, Inc. All rights reserved.

HomeLink® and the HomeLink House® logo are registered trademarks of Gentex Corporation

LMPAENPGCSW24 7/18

LiftMaster
ELITE SERIES®

SL3000UL

AC HIGH-TRAFFIC COMMERCIAL SLIDE GATE OPERATOR

The first choice for heavy-traffic applications.



PRODUCT HIGHLIGHT

CONTINUOUS-DUTY,
High-Temperature Motor

RELIABLE

LEGACY ELITE HEAVY-DUTY COMMERCIAL GEAR-DRIVEN TRANSMISSION PROVIDES UNSURPASSED RELIABILITY.

LIMIT SWITCH DESIGN PROVIDES PRECISION LIMIT ACCURACY AND RELIABILITY.

SURGE SUPPRESSION PROVIDES INDUSTRIAL SURGE AND LIGHTNING PROTECTION AGAINST STRIKES UP TO 50 FEET AWAY.

WARRANTY 5 YEARS COMMERCIAL, 7 YEARS RESIDENTIAL.

SMART

myQ® TECHNOLOGY ENABLES YOU TO SECURELY CONTROL AND MONITOR YOUR GATE OPERATOR FROM ANYWHERE.*

WIRELESS DUAL-GATE COMMUNICATION SYNCHRONIZES GATE OPENING/CLOSING AND ELIMINATES EXPENSIVE DRIVEWAY TRENCHING COSTS.

SAFE AND SECURE

SECURITY+ 2.0® SAFEGUARDS ACCESS WITH AN ENCRYPTED TRI-BAND SIGNAL TO VIRTUALLY ELIMINATE INTERFERENCE AND OFFER EXTENDED RANGE.

INHERENT REVERSING SENSOR DETECTS OBSTRUCTIONS AND REVERSES GATE WHEN CLOSING OR STOPS/REVERSES THE GATE WHEN OPENING.

PRE-MOTION WARNING ALARM ACTIVATES ON-BOARD ALARM 3 SECONDS PRIOR TO GATE MOTION.

MANUAL DISCONNECT WHEN UNLOCKED ALLOWS GATE TO BE OPERATED MANUALLY.

QUICK CLOSE AND ANTI-TAILGATE QUICKLY SECURE PROPERTY, PREVENTING UNAUTHORIZED ACCESS.

UL® LISTED GATE OPERATORS WITH MONITORED SAFETY ENTRAPMENT PROTECTION DEVICES.

*Cellular data or Wi-Fi® connection required. Test equipment regularly and follow safety instructions.

INCLUDED ACCESSORIES:

MONITORED RETRO-REFLECTIVE PHOTO EYE

Enhanced retro-reflective photo eye now with heater and wider beam, engineered to stay aligned; max. range: 50 ft.



LMRRL

MONITORED SMALL PROFILE RESISTIVE EDGE

Pressure-sensitive edge stops and/or reverses gate when obstructed.



S505AL

SAFETY ADD-ONS:

MONITORED THROUGH-BEAM PHOTO EYES

Enhanced through-beam now with wider beam and heater for high performance in most environments; max. range: 90 ft.



LMTBUL

MONITORED WIRELESS EDGE KIT

Low-energy Bluetooth® connection between a LiftMaster Monitored Resistive Edge and the gate operator; max. range: 130 ft.**



LMWEKITU

MONITORED SAFETY ENTRAPMENT EDGES

Full line of Small, Large and Wraparound Profile Edges that sense obstructions.



EDGES

TOTAL SOLUTION ACCESSORIES:

TELEPHONE ENTRY FOR COMMERCIAL APPLICATIONS AND GATED COMMUNITIES

Mid-capacity telephone entry access control system with Versa XS 4.0 software.



EL2000SS

PLUG-IN LOOP DETECTOR

Prevents the gate from closing on a vehicle in the path; power efficient for maximum cycles on Battery Backup.



LOOPDETLM

IN-GROUND TRAFFIC SPIKE SECTION (6 FT.)

Standard-duty, in-ground manual traffic spikes. 6 ft. sections come in different finishes.



11600

**Wireless kit for up to 4 transmitters and 2 resistive edges per transmitter.

PRODUCT GUIDE SL3000UL
AC HIGH-TRAFFIC COMMERCIAL SLIDE
GATE OPERATOR

LiftMaster
ELITE SERIES®

MASTERFUL ENGINEERING.

SL3000UL
AC HIGH-TRAFFIC
COMMERCIAL SLIDE GATE
OPERATOR

MECHANICS



- **Continuous-Duty Motor with Class H Insulation** Is Rated for High-Cycle, High-Temperature Applications (Available in 1/2 and 1 HP)
- **Operator Duty Rating:** Continuous Duty
- **Wormgear Reduction:** Commercial Oil-Bath Gearbox Providing 30:1 Wormgear Reduction
- **Chain:** #41 Black Oxide (25 ft. Supplied)

POWER



- **115V** Single-Phase
- **Accessory Power:** 24VDC 500mA Output
- 2 Auxiliary Outlets
- Optional Kit (3PHCONV) to Convert an Input Voltage of 208/240/480/575VAC to an Output Voltage of 115VAC

COMMERCIAL-GRADE DESIGN



- **Chassis:** Constructed with 1/4 in. Gold Zinc-Plated Steel for Rust Prevention
- **Cover:** High-Density, UV-Resistant, 1-Piece Polyethylene Plastic for Excellent Heat and Corrosion Resistance
- **UL® Usage Classification:** I, II, III and IV
- **Operator Weight:** 140 lbs.

26.51"

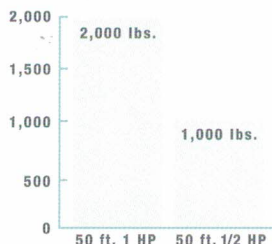


18.14"

20.39"

[SL3000101UL AND SL3000501UL HAVE THE SAME DIMENSIONS]

CAPACITIES



TEMPERATURE SPECIFICATIONS



- WITHOUT HEATER**
-4°F (-20°C) to 140°F (60°C)
- WITH OPTIONAL HEATER (HTRNB)**
-40°F (-40°C) to 140°F (60°C)

GATE
TRAVEL
SPEED

12" per second

STANDARD FEATURES.

EXTERNAL ALARM RESET BUTTON

- Instantly Resets the Built-In Safety Alarm Siren

MECHANICAL LIMIT SYSTEM

- Maintains Accurate Gate Position Throughout Gate Travel, Even After Using Manual Disconnect

MONITORED SAFETY INPUTS

- 3 Main Board, 3 Expansion Board

SECURITY+ 2.0® ON-BOARD RADIO RECEIVER

- Tri-Band 310/315/390 MHz Frequency
- Up to 50 Remote Controls (Unlimited with 811LM/813LM)

LED DIAGNOSTIC DISPLAY

- Simplifies Installation and Troubleshooting

PROGRAMMABLE AUXILIARY RELAYS

- Make Adding Additional Features Easy

HOMELINK® COMPATIBLE

- Version 4.0 or Higher*

SUPPORT.



For Support Tools and Training Videos, Visit LiftMasterTraining.com

For More Information on Gate Operators, Visit LiftMaster.com/UL325Gates

To Find the Right Perimeter Access Solution for You, Visit LiftMaster.com/Solution-Generator



Sales Support: 800.282.6225
Technical Support Center: 800.528.2806
To Order: 800.323.2276



*May require an external adapter depending on the model and year of your vehicle. Visit HomeLink.com for additional information.

© 2018 The Chamberlain Group, Inc. All Rights Reserved. LiftMaster, the LiftMaster logo, myQ and the myQ logo are registered trademarks of The Chamberlain Group, Inc. 300 Windsor Drive, Oak Brook, IL 60523

LiftMaster.com

UL® and the UL logo are trademarks of UL LLC © 2018 All Rights Reserved.

Wi-Fi® is a registered trademark of Wi-Fi Alliance

© 2018 Bluetooth SIG, Inc. All rights reserved.

HomeLink® and the HomeLink House® logo are registered trademarks of Gentex Corporation

LMPAENPGSL3000 7/18

LiftMaster
ELITE SERIES

828LM

INTERNET GATEWAY

Enables smartphone control for MyQ® products.



KEY FEATURES

ENABLES
Smartphone
Control

CONNECTS
Easily to a
Wi-Fi® Router

SMART

MONITOR AND CONTROL THE OPENER AND HOME LIGHTING FROM ANYWHERE USING MOBILE DEVICES.

FREE MyQ MOBILE APP TO EASILY SET UP AND CONTROL MyQ PRODUCTS.

REAL-TIME ALERTS INDICATE THE STATUS OF GARAGE DOORS, GATES AND LIGHTS VIA EMAIL OR PUSH NOTIFICATIONS.

WARRANTY 1-YEAR.

SMART EXTENSIONS:

REMOTE LIGHT CONTROL

Plug in any lamp to this device to control it with a smartphone or garage remote.



825LM

REMOTE LIGHT SWITCH

Replaces an existing wall switch to enable home lighting control with a smartphone or garage remote.



823LM

DOOR AND GATE MONITOR

Monitors and closes up to 4 garage doors or gates from any room in the house.



829LM

MASTERFUL ENGINEERING.

CAPACITY AND CONTROL



- Up to 16 MyQ®-Enabled Garage Door Openers, Commercial Operators and Light Controls



STANDARD SPECS.

SMART

MyQ RADIO



50-Channel FHSS
(Frequency Hopping Spread Spectrum)

- Provides 2-way communication from the Internet Gateway to MyQ-enabled devices.
- Enables monitoring and control of garage door openers, commercial door operators, gate operators and lighting controls via smartphone, tablet or computer.

COMPATIBILITY



Works with the following

MyQ-enabled products:

- Garage Door Openers
- Logic 5.0 Commercial Door Operators
- Gate Operators
- Light Controls

SHIPPING.

SHIPPING WEIGHT (in lbs.)



CARTON (1)

2" x 4.25" x 6"

- 1 Internet Gateway
- 1 Ethernet Cable
- 1 Power Adapter
- 1 User Guide

MASTER PACK

6.5" x 8.25" x 13"

- Quantity: 12 Units
- Weight: 6 lbs.

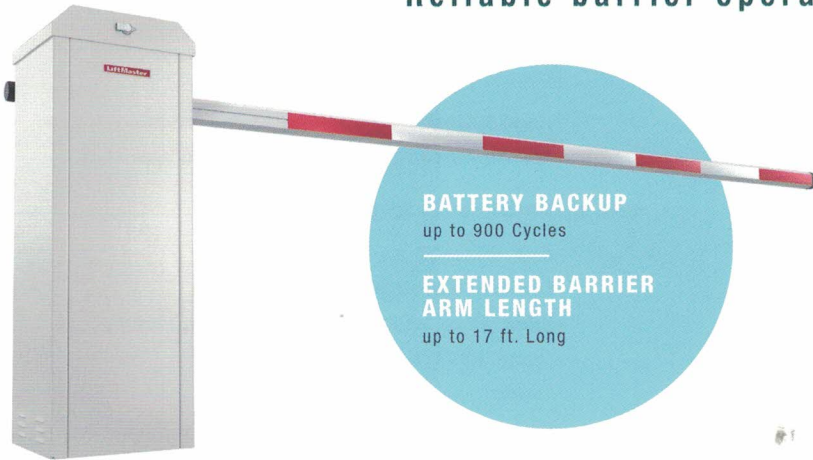
PALLET

43" x 40" x 48"

- Quantity: 1,296 Units
- Weight: 648 lbs.

HIGH-TRAFFIC DC BARRIER GATE OPERATOR

Reliable barrier operator for heavy-traffic applications.



MAT

RELIABLE

HEAVY-DUTY DC MOTOR PERFORMS IN THE MOST DEMANDING APPLICATIONS.

BATTERY BACKUP SAFEGUARDS YOUR PROPERTY, PROVIDING 900 CYCLES WHEN THE POWER IS DOWN.

SMOOTH START/STOP OPERATION EXTENDS LIFE OF OPERATOR.

MAGNETIC LIMIT SENSORS ARE DESIGNED FOR HIGH-CYCLE APPLICATIONS.

SURGE SUPPRESSION PROVIDES INDUSTRIAL SURGE AND LIGHTNING PROTECTION.

WARRANTY OF 10 YEARS FOR ALUMINUM FRAME AND 2 YEARS FOR PARTS.

SMART

SAMS (SEQUENCED ACCESS MANAGEMENT SYSTEM) PROVIDES CONTROL BETWEEN BARRIER AND SLIDE/SWING GATE OPERATOR TO MAXIMIZE TRAFFIC FLOW.

AUXILIARY PROGRAMMABLE RELAY MAKES ADDING ADDITIONAL ACCESSORIES EASY.

MULTI-VEHICLE MEMORY ALLOWS BARRIER ARM TO REMAIN OPEN UNTIL ALL PREAUTHORIZED VEHICLES PASS THROUGH.

SAFE AND SECURE

FIRE-DEPARTMENT COMPLIANCE ALLOWS GATE TO AUTO-OPEN UPON LOSS OF AC POWER OR BATTERY DEPLETION.

BREAKAWAY ARM CAN BE EASILY REINSTALLED IF ARM IS HIT.

ANTI-TAILGATE QUICKLY SECURES PROPERTY, PREVENTING UNAUTHORIZED ACCESS.

SECURITY+ 2.0® SAFEGUARDS ACCESS WITH AN ENCRYPTED TRI-BAND SIGNAL TO VIRTUALLY ELIMINATE INTERFERENCE AND OFFER EXTENDED RANGE.

RECOMMENDED ACCESSORIES:

LED BARRIER ARM
Aluminum arm with integrated red LED light and DOT tape provides exceptional visibility 24 hours a day.

HEAVY-DUTY RETRO-REFLECTIVE PHOTO EYE
Rated up to a 40-foot sensing distance and 24–240VAC/DC, non-monitored.

RED/GREEN TRAFFIC LIGHT
Assures safe entering and exiting by indicating door status.

LOW-POWER LOOP DETECTOR
Automatic sensitivity settings for ease of vehicle detection. Power-efficient design for max. cycles on battery backup.

COMMERCIAL ACCESS CONTROL RECEIVER
Standalone commercial receiver with Security+ 2.0 and IP44 housing designed for outdoor environments; can program up to 1,000 remotes for your parking or commercial applications.

OPTIONAL ACCESSORIES:

CONNECTED ACCESS PORTAL, HIGH CAPACITY
Cloud-based access control for residents and guests.

CONNECTED ACCESS PORTAL, 2-DOOR CONTROLLER
Cloud-based, credentialed access control.